



CANstruction 2020










CANstruction At Home

Once again Davidson A+E is teaming up with Harvesters Kansas City to help end hunger in KC. This year we are asking you to help! You can help by building your own CANstruction flower and donating the food to Harvesters of Kansas City! The more flowers that are made the more food that can be donated. Below is a list what you'll need to get started.

shopping list

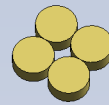
- 
 - 16 (4 sets of 4 items) similar in size to Tuna Helper box.

* The box color will be the color of your flower. Pick up to 4 different foods and get 4 of each.



- 
 - 8 cans of Starkist Selects Tuna 4.5 oz
- 
 - 6 packages of Knorr Pasta Sides 4.3 oz
- 
 - 4 cans of Del Monte Green Beans

The flower build looks best when viewed from above, so clear an area of the floor roughly 3ft x 5ft and follow the instructions.

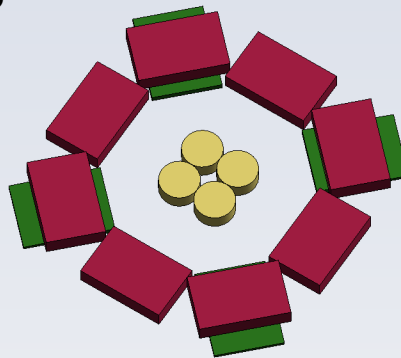
1



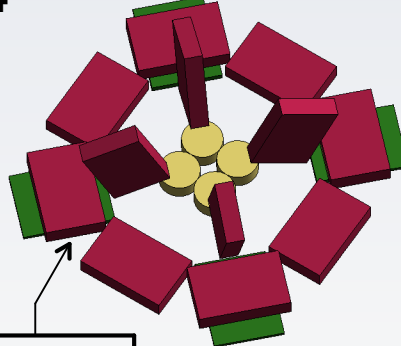
2



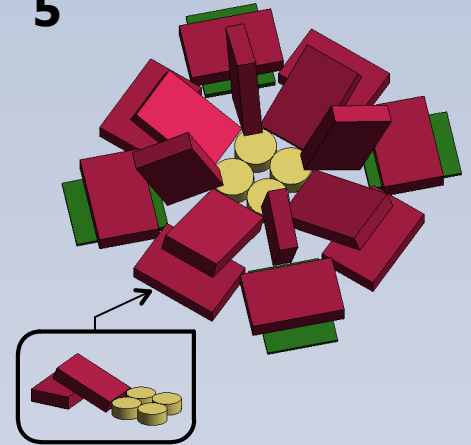
3




4




5



6



7



8

Carefully pack your food items and donate it by dropping it into the Harvesters donation barrels found at your favorite grocery store.